

Maths

Count within 20

Addition and Subtraction within 20

Place Value within 50



Length and Height

Mass and volume



Reading

Focus on the core text for prediction and retrieval



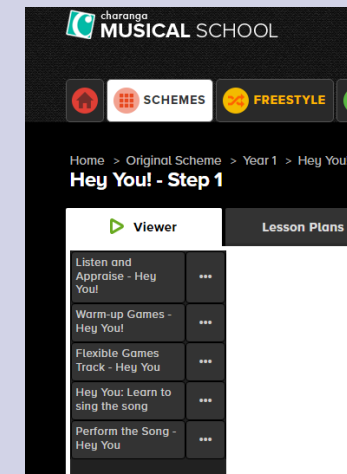
Focus on the text for understanding themes, inference and personal response.

Writing

Recount from personal experiences,

Shape poems and calligrams

Music



Phonics

Read Write Inc. Phonics scheme. Daily set 1 and Set 2 speed sounds. Ditty books, sound blending, word building and comprehension skills

History/ Geography

The study of the Past.

Lives of significant individuals.



P/ PE PassportE

Invasion Game Skills 1

Dance - Animals



Year 1 curriculum map Spring 1



Computing

Year 1 Whole Year Overview

Predefined Area of Computing: Computer Science, Information Technology, Digital Literacy. *Final units will include aspects of all strands.

It is recommended that you teach unit 1.1 first as it introduces Purple Mash. Except for unit 1.1, these units can be taught in any order to meet the needs of your wider curriculum.

Unit	Topics	Programs
Unit 1.1	Online Safety & Exploring Purple Mash	Various
Unit 1.2	Creating & Editing	2011
Unit 1.3	Programs	2008
Unit 1.4	Logo Builders	2007
Unit 1.5	Word Explains	2010
Unit 1.6	Animated Story Books	2008, 2009, A Story
Unit 1.7	Coding	2008
Unit 1.8	Spreadsheets	2008
Unit 1.9	Technology outside school	Various

Connect - PHSE

Term 3

Give to others.

D.T

Year 1 Design and Technology: Food and Nutrition – Block C How does food affect your senses?

- This block is set in the context of the CUSP Science unit 'Animals, including humans'.
- The outline and structure of the block is as follows:

Lesson 1	Lesson 2	Lesson 3	At the end of this block, pupils will ...	
Exploring sensory qualities of food	Exploring sensory qualities of food	Exploring sensory qualities of food	Know:	Be able to:
Experimenting with new flavours and textures	Explicit teaching of culinary skills and techniques	Applying skills	Why colourful food can be healthier	Peel, chop and grate a selection of vegetables
Explicit teaching of culinary skills and techniques	Evaluating outcomes	Evaluating outcomes	How different foods can affect their senses	Modify food to suit their food senses



Rainbow wraps
Curditts
Vegetable kebabs

Pupils will learn that eating is a sensory experience. They will learn about the nutritional value of vegetables and why colourful food can be better for you. They will use a range of culinary techniques to create and modify dishes that appeal to the senses.

Art

Year 1 Art: Printmaking – Block C

- This is a one-week block.
- The outline and structure of the block is as follows:

Lesson 1	Lesson 2	Lesson 3	At the end of this block, pupils will ...	
Exploration of materials and artform	Explicit teaching of techniques	Applying knowledge, skills and techniques	Know:	Be able to:
			Prints can be made from ordinary objects	Apply print using controlled brushstrokes and stippling
			How to make and use a stencil and relief block	Combine printing techniques such as stencilling and relief printing



Handprints
Teachers should click [here](#) to show pupils Untitled 30 (2014) by Karen Lederer. Click [here](#) to view other work by Karen Lederer.

In this block, pupils will explore the marks that can be made by printing with a range of objects. Pupils will be taught the techniques of stencilling and relief printing. They will combine these printing techniques to create a final piece, inspired by the work of the contemporary artist Karen Lederer.

Science

